



District Report Card: 2017


State: Tamil Nadu	District: Namakkal
Class: 8	Subject: Mathematics
Schools: 50	Students: 1198


Participation/Coverage


Students

GENDER 	Boys		Girls	
	Number	%	Number	%
	611	51.00	587	49.00

AREA 	Rural		Urban	
	Number	%	Number	%
	762	63.61	436	36.39

CATEGORY 	SC		ST		OBC		GEN	
	Number	%	Number	%	Number	%	Number	%
	324	27.05	53	4.42	802	66.94	19	1.59

CWSN 	LD	VI	HI	S&LD	ID	Oth
	1	3	1	1	1	3

Management 	Government		Government-aided	
	Number	%	Number	%
	1083	90.40	115	9.60

Average Performance of Students in Mathematics (%)

Overall	Gender		Area		Management		Social Group			
	Male	Female	Rural	Urban	Govt.	Aided	SC	ST	OBC	GEN
34.47	33.10	35.89	35.28	33.06	34.68	32.52	33.40	55.97	33.57	30.88

Performance on Learning Outcomes (LOs)

Learning Outcomes	Description	Average Performance(%)
M601	Solves problems involving large numbers by applying appropriate operations	25.46
M606	Solves problems on daily life situations involving addition and subtraction of fractions / decimals	26.97
M620	Finds out the perimeter and area of rectangular objects in the surroundings like floor of the class room, surfaces of a chalk box etc.	29.47
M621	Arranges given/collected information in the form of table, pictograph and bar graph and interprets them	26.97
M702	Interprets the division and multiplication of fractions	43.16
M705	Solves problems related to daily life situations involving rational numbers	32.22
M706	Uses exponential form of numbers to simplify problems involving multiplication and division of large numbers	22.96
M707	Adds/subtracts algebraic expressions	27.55
M710	Solves problems related to conversion of percentage to fraction and decimal and vice versa	20.30
M717	Finds out approximate area of closed shapes by using unit square grid/graph sheet	31.66
M719	Finds various representative values for simple data from her/his daily life contexts like mean, median and mode	49.36
M721	Interprets data using bar graph	43.09
M801	Generalizes properties of addition, subtraction, multiplication and division of rational numbers through patterns	24.13
M802	Finds rational numbers between two given rational numbers	38.10
M803	Proves divisibility rules of 2, 3, 4, 5, 6, 9 and 11	37.52
M804	Finds squares, cubes, square roots and cube roots of numbers using different methods	34.94
M808	Uses various algebraic identities in solving problems of daily life	49.08
M812	Verifies properties of parallelogram and establishes the relationship between them through reasoning	31.31
M818	Finds surface area and volume of cuboidal and cylindrical object	30.62
M819	Draws and interprets bar charts and pie charts	42.99

Range of Performance of Students who Answered Correctly							
Below 30%		30% - 50%		50% - 75%		Above 75%	
Number	%	Number	%	Number	%	Number	%
532	44.41	497	41.49	124	10.35	45	3.76

Lowest Performing Learning Outcomes (LOs)

- 1 - Solves problems related to conversion of percentage to fraction and decimal and vice versa (20.30)
- 2 - Uses exponential form of numbers to simplify problems involving multiplication and division of large numbers (22.96)
- 3 - Generalizes properties of addition, subtraction, multiplication and division of rational numbers through patterns (24.13)

4 - Solves problems involving large numbers by applying appropriate operations (25.46)

5 - Solves problems on daily life situations involving addition and subtraction of fractions / decimals (26.97)